

Sartorius CUBIS® Precision Balance Model MSE4202S-000-DO



Specifications

Weighing capacity	4,200 g
Readability	10 mg.
Pan size	206 x 206 mm / 8.1 x 8.1 in.
Response time (avg.)	1 sec.
Repeatability	≤± 7 mg
Linearity	≤± 20 mg
Corner Load	30 mg. (2,000 g.)


Standard Features:

- MSE Display features black and white liquid crystal display with simple operation and easy user guidance. Control unit is detachable.
- Q-Pan – Off Center load compensation reduces off-center loading errors, enables Cubis to be designed with an extra-large weighing pan.
- Q-Comm – provides maximum connectivity. Two standard interface ports (RS-232 and USB).
- Provides audible signal when scale becomes off-level.
- Advanced Pharma Compliance makes Cubis ideal for use in regulated areas. Alert messages and reminder functions with user-definable action hierarchy for leveling, minimum sample weight, calibration and adjustment. Fully automatic calibration and adjustment with isoCAL, GLP-compliant, user configurable printouts,
- Applications include mass unit conversion, SQmin function, isoCAL function, Density determination (buoyancy method only), calculation, averaging, formulation, percent weighing, totalizing, and counting.

Options: -IR = Additional RS232, 25 pin connection
-IB = Bluetooth wireless interface
-IP = Additional RS232C, 9 pin connection with PS2 port

Sartorius Corporation
5 Orville Drive
Bohemia, NY 11716
Toll Free: (800) 635-2906
☎ (631) 254-4249
Fax (631) 254-4252

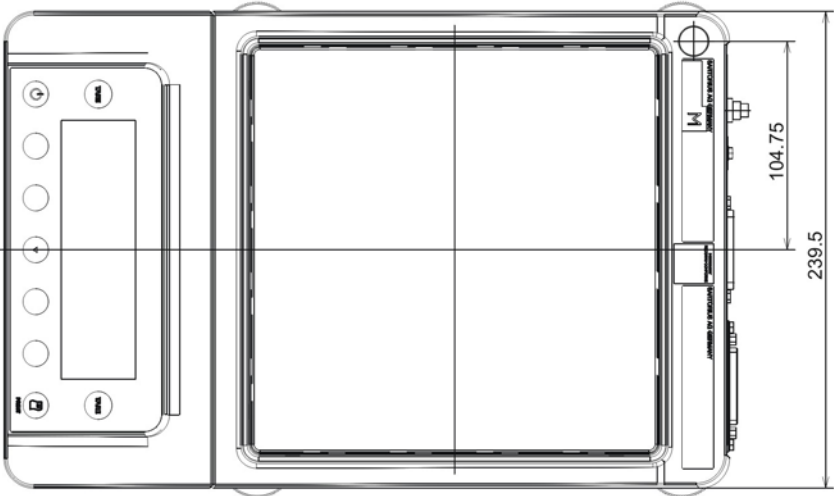
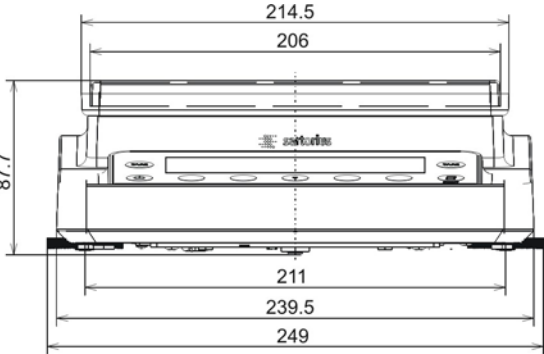
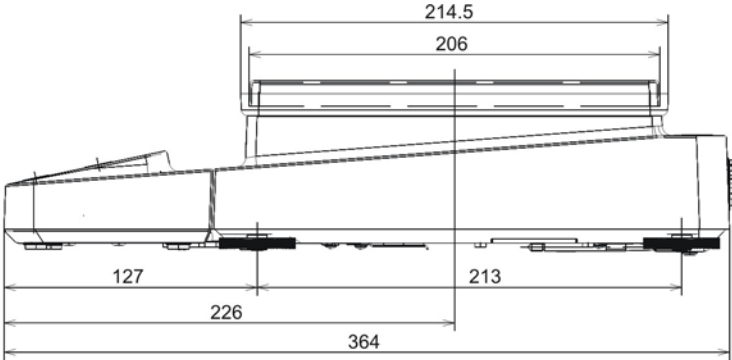
For 3D Demonstration Go To:
www.Sartorius.com/Cubis



Sartorius CUBIS® Series



Turning science into solutions.



Sartorius Corporation
5 Orville Drive
Bohemia, NY 11716
Toll Free: (800) 635-2906
☎ (631) 254-4249
Fax (631) 254-4252

For 3D Demonstration Go To:
www.Sartorius.com/Cubis

